

The Ultimate Guide on Drawing Rodents, Rabbits, and Ferrets Step by Step for Students

Are you a student with a passion for art and a love for animals? If so, you're in the right place! In this comprehensive guide, we will walk you through the step-by-step process of drawing rodents, rabbits, and ferrets. Whether you're a beginner or an experienced artist, these simple yet detailed instructions will help you capture the essence of these cute and furry creatures on paper.

Why Draw Rodents, Rabbits, and Ferrets?


Before we dive into the artistic process, let's explore why drawing these animals can be both fun and educational. Rodents, rabbits, and ferrets are popular pets with unique characteristics that make them captivating subjects for art. By studying their anatomy, fur patterns, and facial expressions, you can enhance your observational skills and develop a deeper understanding of animal anatomy.

Getting Started

Before we start sketching, it's essential to gather the necessary materials. Grab a pencil (preferably an HB or 2B), an eraser, and a piece of good quality drawing paper. Make sure you have a reference image of the animal you want to draw. You can find pictures online or use nature magazines and books for inspiration. Ready? Let's begin!

HOW TO DRAW RODENTS, RABBITS AND FERRETS STEP-BY-STEP FOR STUDENT: This chapter explores the world of small and furry pets

by Alex Warrington Ph.D.(Kindle Edition)



★★★★★ 5 out of 5

Language : English
File size : 15140 KB
Text-to-Speech : Enabled
Screen Reader : Supported
Enhanced typesetting : Enabled
Print length : 89 pages
Lending : Enabled



Step 1: Basic Shapes

Start by drawing the basic shapes that form the body of the animal. For rodents, a circle or oval represents the head, while the body can be indicated by an elongated oval. Rabbits have a similar structure, but with longer ears and a larger body. Ferrets have a more elongated body shape, similar to a tube.

Step 2: Adding Details

Once you have the basic shapes, it's time to add more details. Pay attention to the animal's facial features, such as the eyes, nose, and mouth. Rodents typically have small round eyes, a pointed snout, and delicate whiskers. Rabbits have larger eyes, a rounded snout, and long ears. Ferrets have narrow, almond-shaped eyes and a slender snout. Use your reference image to ensure accuracy.

Step 3: Fur Textures

To make your drawing more realistic, it's essential to capture the texture of the animal's fur. Observe the patterns and direction of the fur growth. For rodents, the fur usually lays flat against their bodies. Rabbits have longer fur with distinct strands, while ferrets have a sleek and shiny coat. Use light, gentle strokes to replicate these textures on your drawing.

Step 4: Shading and Highlights

Shading adds depth and dimension to your drawing. Determine the direction of the light source and add shadows accordingly. Use darker shades of graphite to fill in the areas that receive less light, such as the underside of the body or behind the ears. Add highlights with an eraser to create contrast and make certain areas stand out.

Step 5: Final Touches


Take a step back and evaluate your drawing. Make any necessary adjustments to ensure accuracy and proportion. Refine the details, add additional shading if needed, and make sure the flow of fur looks natural. Don't be afraid to experiment and add your own artistic flair to the drawing.

Practice Makes Perfect

Remember, drawing is a skill that improves with practice. Don't get discouraged if your first attempts don't meet your expectations. Keep practicing and challenging yourself with different poses, angles, and even different animal species. With time, patience, and dedication, you'll see significant progress in your ability to draw rodents, rabbits, ferrets, and other animals beautifully.

Drawing rodents, rabbits, and ferrets can be a rewarding experience for students interested in both art and animals. It allows you to combine your artistic skills with a love for nature, enhancing your observational abilities while creating beautiful and realistic artwork. Follow the step-by-step process outlined in this guide, and remember to enjoy the journey of artistic exploration. Happy drawing!

**HOW TO DRAW RODENTS, RABBITS AND
FERRETS STEP-BY-STEP FOR STUDENT: This**



chapter explores the world of small and furry pets


by Alex Warrington Ph.D.(Kindle Edition)

★★★★★ 5 out of 5

Language : English
File size : 15140 KB
Text-to-Speech : Enabled
Screen Reader : Supported
Enhanced typesetting : Enabled
Print length : 89 pages
Lending : Enabled



This chapter explores the world of small and furry pets: rodents, rabbits, and ferrets. Pet rodents are small and relatively easy to care for. They range from the pudgy and cute hamster to the surprisingly intelligent rat. Rabbits are not rodents, but a separate order known as lagomorphs. They have soft eyes and coats and wiggly noses that endear them to many people. Unlike the others mentioned here, the pet ferret is a carnivore—a meat-eater, like a dog or a cat. Originally, the ferret was used to hunt small prey, but today many ferrets are kept as entertaining and energetic companions.



Wellington's Incredible Military and Political Journey: A Legacy That Resonates

When it comes to military and political history, few figures have left a mark as profound and influential as Arthur Wellesley, Duke of Wellington. Born on May 1, 1769, in...



10 Mind-Blowing Events That Take Place In Space

Welcome to the fascinating world of outer space, where unimaginable events unfold and capture our wildest imagination. From breathtaking supernovas to...



The Astonishing Beauty of Lanes Alexandra Kui: Exploring the Enigmatic World of an Extraordinary Artist

When it comes to capturing the essence of beauty and emotion through art, few artists can match the extraordinary talent of Lanes Alexandra Kui. With her unique style,...



Unlock the Secrets of Riding with a Twist Of The Wrist

Are you a motorcycle enthusiast? Do you dream of being able to ride with skill, precision, and confidence? Look no further, as we are about to reveal the key...



The Ultimate Guide to An Epic Adventure: Our Enchanting Journey to the Jubilee

Are you ready for a truly mesmerizing and unforgettable experience? Join us on a journey like no other as we take you through our thrilling trip to the Jubilee, an...



The Last Great Revolution: A Transformation That Shaped the Future

Throughout history, numerous revolutions have rocked the world, altering the course of societies and leaving an indelible mark on humanity. From the American Revolution to the...



The Cinder Eyed Cats: Uncovering the Mysteries of Eric Rohmann's Enchanting World

Have you ever come across a book that takes you on a magical journey, leaving you spellbound with its captivating illustrations and intriguing storyline? Well, look no...



Discover the Ultimate Spiritual Solution to Human Degeneration and Renew the World from Evil!

In today's fast-paced, modern world, it seems that human degeneration and the presence of evil continue to spread, wreaking havoc on our mental, emotional, and...