

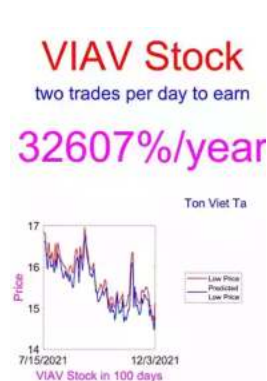
Price Forecasting Models For Viavi Solutions (Viav) Stock

In the world of investing, one of the most crucial factors in making informed decisions is predicting the future price movements of a particular stock. Price forecasting models play an essential role in helping investors assess the potential profitability and risks associated with a given investment. In this article, we will explore the various price forecasting models used for Viavi Solutions (Viav) stock.

Why is Viavi Solutions (Viav) Stock Worth Analyzing?

Viavi Solutions is a leading provider of network infrastructure solutions to telecommunication service providers and network equipment manufacturers worldwide. The company offers a wide range of products and services, including network testing, performance management, and security solutions.

As the demand for reliable and secure network infrastructure continues to rise, Viavi Solutions has positioned itself as a key player in the industry. With a strong market presence and consistent revenue growth over the years, analyzing Viavi Solutions stock for potential investment opportunities becomes even more crucial.



Price-Forecasting Models for Viavi Solutions VIAB

Stock by Mauro Canali(Kindle Edition)

★★★★☆ 4.2 out of 5

Language : English
File size : 3448 KB
Text-to-Speech : Enabled
Screen Reader : Supported
Enhanced typesetting : Enabled
Word Wise : Enabled
Print length : 58 pages
Lending : Enabled



Popular Price Forecasting Models for Viavi Solutions Stock

Various price forecasting models are utilized by analysts and investors to predict the future price movements of a stock accurately. Let's explore some of the most popular models used specifically for Viavi Solutions (Viav) stock:

1. Moving Average Convergence Divergence (MACD)

MACD is a widely used technical analysis indicator that helps identify potential trend reversals, bullish or bearish signals, and momentum shifts. By analyzing the relationship between moving averages of different periods, the MACD model generates buy or sell signals. Investors often use this model to determine entry and exit points for Viavi Solutions stock.



© Artisan Technology Group

2. Relative Strength Index (RSI)

RSI is another popular technical indicator used to assess whether a stock is overbought or oversold. It measures the speed and change of price movements and ranges from 0 to 100. A high RSI value indicates overbought conditions, while a low RSI value suggests oversold conditions. By considering the RSI levels of Viavi Solutions stock, investors can make more informed decisions regarding their investment strategies.



© Artisan Technology Group

3. Fibonacci Retracement

Fibonacci retracement is a technical analysis tool that helps identify potential support and resistance levels based on the Fibonacci sequence. Traders and investors use this model to determine the possible price reversal zones. By applying Fibonacci retracement levels to Viavi Solutions stock charts, market participants can anticipate future price movements and adjust their trading strategies accordingly.



4. Fundamental Analysis

While technical analysis models provide valuable insights into stock price trends, fundamental analysis focuses on evaluating a company's financial health and overall market position. By analyzing financial statements, industry trends, competitive advantages, and market dynamics, investors can assess the intrinsic value of Viavi Solutions stock. Fundamental analysis models help investors make long-term investment decisions based on the company's underlying fundamentals.

As an investor considering Viavi Solutions (Viav) stock, it is essential to incorporate various price forecasting models into your analysis. By using models such as MACD, RSI, Fibonacci retracement, and fundamental analysis, you gain a comprehensive understanding of the stock's potential future price movements.

Remember that price forecasting models are just tools to assist you in making informed investment decisions. No model can accurately predict stock prices with 100% certainty. It is crucial to conduct thorough research, stay updated with market news, and consider multiple factors before making any investment choices.

So, take advantage of these price forecasting models and make educated predictions regarding Viavi Solutions (Viav) stock. Happy investing!



Price-Forecasting Models for Viavi Solutions VIAB

Stock by Mauro Canali(Kindle Edition)

★★★★☆ 4.2 out of 5

Language : English
File size : 3448 KB
Text-to-Speech : Enabled
Screen Reader : Supported
Enhanced typesetting : Enabled
Word Wise : Enabled
Print length : 58 pages
Lending : Enabled



How to earn up to a 32607% annual return by two trades per day on Viavi Solutions VIAB Stock? Reading this book is the only way to have a specific strategy.

This book offers you a chance to trade VIAB Stock at predicted prices. Eight methods for buying and selling VIAB Stock at predicted low/high prices are introduced. These prices are very close to the lowest and highest prices of the stock in a day.

All methods are explained in a very easy-to-understand way by using many examples, formulas, figures, and tables. The BIG DATA of the 6983 consecutive trading days (from November 17, 1993 to December 3, 2021) are utilized. The methods do not require any background on mathematics from readers.

Furthermore, they are easy to use. Each takes you no more than 30 seconds for calculation to obtain a specific predicted price.


The methods are not transient. They cannot be beaten by Mr. Market in several years, even until the stock doubles its current age. They are traits of Mr. Market. The reason is that the author uses the law of large numbers in the probability theory to construct them. In other words, you can use the methods in a long time without worrying about their change.

The efficiency of the methods can be checked easily. Just compare the predicted prices with the actual price of the stock while referring to the probabilities of success which are shown clearly in the book (click the LOOK INSIDE button to read more information before buying this book). In addition, the performance of methods in one year (from April 20th to April 29th, 2021) can be found in the summary and the section of the book “Price-Forecasting Models for SPDR S&P 500 ETF Trust SPY Stock”.

The book is very useful for

- Investors who have decided to buy the stock and keep it for a long time (as the strategy of Warren Buffett), or to sell the stock and pay attention to other stocks. The methods will help them to maximize profits for their decision.

- Day traders who buy and sell the stock many times in a day. Although each method is valid one time per day, it may help the traders buy/sell the stock in the second time, third time or more in a day.
- Beginners to VIIV Stock. The book gives an insight about the behavior of the stock. Readers will surely gain their knowledge of VIIV Stock after reading the book.
- Everyone who wants to know about the U.S. stock market.



Wellington's Incredible Military and Political Journey: A Legacy That Resonates

When it comes to military and political history, few figures have left a mark as profound and influential as Arthur Wellesley, Duke of Wellington. Born on May 1, 1769, in...




10 Mind-Blowing Events That Take Place In Space

Welcome to the fascinating world of outer space, where unimaginable events unfold and capture our wildest imagination. From breathtaking supernovas to...



The Astonishing Beauty of Lanes Alexandra Kui: Exploring the Enigmatic World of an Extraordinary Artist

When it comes to capturing the essence of beauty and emotion through art, few artists can match the extraordinary talent of Lanes Alexandra Kui. With her unique style,...



Unlock the Secrets of Riding with a Twist Of The Wrist

Are you a motorcycle enthusiast? Do you dream of being able to ride with skill, precision, and confidence? Look no further, as we are about to reveal the key...




The Ultimate Guide to An Epic Adventure: Our Enchanting Journey to the Jubilee

Are you ready for a truly mesmerizing and unforgettable experience? Join us on a journey like no other as we take you through our thrilling trip to the Jubilee, an...




The Last Great Revolution: A Transformation That Shaped the Future

Throughout history, numerous revolutions have rocked the world, altering the course of societies and leaving an indelible mark on humanity. From the American Revolution to the...



The Cinder Eyed Cats: Uncovering the Mysteries of Eric Rohmann's Enchanting World

Have you ever come across a book that takes you on a magical journey, leaving you spellbound with its captivating illustrations and intriguing storyline? Well, look no...



Discover the Ultimate Spiritual Solution to Human Degeneration and Renew the World from Evil!

In today's fast-paced, modern world, it seems that human degeneration and the presence of evil continue to spread, wreaking havoc on our mental, emotional, and...