

# 101 Tips To Plan Your Walt Disney World Vacation


Welcome to the magical world of Walt Disney World! Planning a vacation to the happiest place on earth can be an overwhelming task. With so much to see and do, it's essential to have a well-thought-out plan to make the most out of your trip. In this article, we've compiled 101 tips that will help you plan your dream vacation to Walt Disney World.

## 1. Start Early

When it comes to planning your Walt Disney World vacation, the early bird gets the worm. Start planning as soon as possible to secure the best deals on tickets, accommodations, and dining options. Disney World is a popular destination, and many reservations fill up quickly.

## 2. Set a Budget

It's crucial to establish a budget for your vacation. Decide how much you are willing to spend on tickets, food, accommodations, souvenirs, and transportation. This will help you make informed decisions and avoid overspending.



## Adventure is Out There! : 101 Tips to Plan Your Walt Disney World Vacation by Renee Tsang(Kindle Edition)

★★★★☆ 4.6 out of 5

Language	: English
File size	: 1909 KB
Text-to-Speech	: Enabled
Screen Reader	: Supported
Enhanced typesetting	: Enabled
Word Wise	: Enabled
Print length	: 278 pages
Lending	: Enabled



### **3. Research Accommodations**

There are numerous accommodation options both inside and outside of Walt Disney World. Research different hotels, resorts, and vacation rentals to find the one that suits your preferences and budget. Consider factors such as location, amenities, and transportation options.

### **4. Select the Right Time to Visit**

Walt Disney World can get incredibly crowded, especially during peak seasons. If possible, plan your visit during off-peak times to avoid long lines and crowded attractions. Check crowd calendars and historical attendance data to determine the best time to go.

### **5. Make Advanced Dining Reservations**

Disney World offers a wide variety of dining options, from quick-service restaurants to fine dining experiences. Many popular restaurants book up quickly, so make advanced dining reservations to secure your preferred dining times and locations.

### **6. Take Advantage of FastPass+**

FastPass+ allows you to skip long lines and enjoy shorter wait times for select attractions, shows, and character meet-and-greets. Make sure to book your FastPass+ selections in advance to make your trip as efficient as possible.

### **7. Create a Park Itinerary**

With four theme parks and countless attractions, having a park itinerary is essential. Research the park's layout, attractions, and shows to create a schedule

that maximizes your time and allows you to experience everything you want.

## **8. Pack the Essentials**

Don't forget to bring essential items such as comfortable clothing, sunscreen, hats, and comfortable shoes. It's easy to underestimate the amount of walking you'll do at Disney World, so make sure to pack accordingly.

## **9. Familiarize Yourself with the FastPass+ System**

FastPass+ is a valuable tool that can save you hours of waiting in line. Learn how to use it effectively, and prioritize the attractions you want to experience using this feature.

## **10. Plan for Rest Days**

Disney World can be overwhelming, especially for first-time visitors. Don't forget to schedule some rest days to relax, rejuvenate, and enjoy the resort's amenities without rushing from one attraction to another.

## **11. Research Park Transportation**

Walt Disney World offers complimentary transportation options including buses, monorails, and boats. Familiarize yourself with these transportation methods to save time and navigate the parks efficiently.

## **12. Use a Park Map**

Pick up a park map upon entry or download it on your phone to help navigate the different lands, attractions, and facilities. Having a physical or digital map handy will ensure you don't miss out on any must-see attractions.

## **13. Research Character Meet-and-Greets**

If meeting your favorite Disney characters is a must-do, research their locations and schedules in advance. This will allow you to plan your days accordingly and avoid disappointment if one of your favorite characters is not available.

#### **14. Take Advantage of Single Rider Lines**

If you don't mind riding separately from your group, single rider lines can significantly reduce wait times for popular attractions. Use these lines if experiencing the ride together is not a priority.

#### **15. Explore Beyond the Theme Parks**

While the theme parks are the main attractions, Walt Disney World offers so much more. Explore the water parks, Disney Springs, golf courses, and other recreational activities to add variety to your vacation.

#### **16. Celebrate Special Occasions**

Walt Disney World is an excellent place to celebrate birthdays, anniversaries, and other special occasions. Contact Disney's guest services in advance, and they can help make your celebration even more magical.

#### **17. Bring a Portable Charger**

With all the photo-taking and using apps like My Disney Experience, your phone battery can drain quickly. Carry a portable charger to ensure you have enough battery throughout the day.

#### **18. Research Height Requirements**

If you're traveling with young children, it's essential to research height requirements for attractions. This will help you plan which rides are suitable for your family and avoid disappointment.

## **19. Stay Hydrated**

Florida's heat can be intense, especially during the summer months. Stay hydrated by bringing water bottles or taking advantage of free cups of ice water available throughout the parks.

## **20. Capture Magical Moments**

Make sure to bring your camera or smartphone to capture all the magical moments during your Walt Disney World vacation. From character interactions to stunning fireworks shows, you'll want to preserve these memories forever.

## **21. Explore Different Dining Plans**

Disney World offers various dining plans that can save you money while enjoying great food. Research the available options and choose the one that best fits your eating habits and budget.

## **22. Attend Special Events**

Throughout the year, Walt Disney World hosts special events such as Mickey's Not-So-Scary Halloween Party and Epcot International Food & Wine Festival. Check the event calendar to see if any of these events align with your vacation dates.

## **23. Take a Break from the Crowds**

If the parks are feeling crowded, take a break and explore the resorts' beautiful grounds. Enjoy a peaceful walk, have a meal, or simply relax by the pool before jumping back into the excitement.

## **24. Take Advantage of Extra Magic Hours**

If you're staying at a Disney resort, make the most of Extra Magic Hours, which allow you to enter the parks early or stay late. This is a fantastic opportunity to experience popular attractions with shorter wait times.

## **25. Meet the Disney Princesses**

If meeting the Disney Princesses is a must-do, make sure to plan ahead. Some princess meet-and-greet experiences require advance reservations or fast passes, so check the requirements for each princess you want to meet.

## **26. Research Ride Swap Options**

If you have young children who cannot ride certain attractions, take advantage of the Rider Switch service. This allows one adult to wait with the child while the other rides, and then switch without having to wait in line again.

## **27. Wear Comfortable Shoes**

As mentioned earlier, Walt Disney World involves a lot of walking. Make sure to wear comfortable shoes to avoid sore feet and blisters. You'll be thankful for this practical choice at the end of the day.

## **28. Plan Character Dining Experiences**

Character dining experiences are an excellent way to meet your favorite Disney characters while enjoying a delicious meal. Research the available options and make reservations in advance to secure your spot.

## **29. Make Time for Parades and Shows**

Don't miss out on the spectacular parades and shows that take place throughout the day. Check the daily schedule and plan your day around these magical performances.

### **30. Research Disney PhotoPass Options**

The Disney PhotoPass service allows professional photographers to capture your magical moments throughout the parks. Familiarize yourself with the different photo packages available and decide if it's something you'd like to invest in.

### **31. Check Height and Age Requirements for Bibbidi Bobbidi Boutique**

If your little princess or pirate dreams of a magical makeover at Bibbidi Bobbidi Boutique, make sure to check the height and age requirements for different packages. This will ensure they can participate in their preferred transformation.

### **32. Read the Disney World Planning Guide**

Disney World provides an official planning guide that covers everything you need to know about your vacation. This comprehensive resource will answer any additional questions you may have and provide valuable planning tips.

### **33. Dress Comfortably and Appropriately**

When choosing outfits for your Disney World vacation, prioritize comfort over fashion. Wear weather-appropriate clothes and consider layering for changing temperatures throughout the day.

### **34. Make Time for Resort Days**

Resort days are a perfect way to take a break from the parks and enjoy the amenities at your chosen accommodation. Take a dip in the pool, visit the spa, or simply relax and recharge for more adventure.

### **35. Research Rider Switch Options**

Rider Switch is an excellent option for families with young children who are unable to ride certain attractions. This allows one adult to ride while the other waits with the child, and then they can switch without waiting in line again.

### **36. Download the My Disney Experience App**

The My Disney Experience app is an invaluable tool for your vacation. It provides park maps, wait times, FastPass+ reservations, dining reservations, and allows you to manage your entire Disney World experience effortlessly.

### **37. Research Special Offers and Discounts**

Keep an eye out for special offers and discounts on tickets, accommodations, and dining options. Disney World often releases promotions throughout the year, so research and take advantage of these opportunities to save money.

### **38. Research Stroller Rentals**

If you're traveling with young children, consider renting a stroller to make navigating the parks easier. Alternatively, bring your stroller if it meets Disney World's size requirements.

### **39. Research Photo Opportunities**

Aside from the Disney PhotoPass service, there are numerous iconic photo spots throughout the parks. Research these locations in advance to ensure you capture all the must-have Disney photos.

### **40. Attend Rope Drop**

Arriving early and attending rope drop (park opening) allows you to experience popular attractions with minimal wait times. You'll also have a chance to take stunning photos with fewer people around.



## **41. Research MagicBands**

MagicBands are wristbands that serve as your park ticket, FastPass+ access, room key (if staying at a Disney resort), and more. Research how MagicBands work and customize yours before arrival.

## **42. Plan Character Autographs**

If collecting Disney character autographs is a priority, make sure to purchase an autograph book or other suitable items in advance. This will make it easier for characters to sign and provide a cherished souvenir.

## **43. Make Dining Reservations Outside the Parks**

Consider dining at restaurants outside of the parks for a change of scenery and potentially better availability. Disney Springs, in particular, offers a wide range of dining options suitable for all tastes.

## **44. Read Reviews and Tips from Experienced Disney World Guests**

There are numerous online forums, blogs, and websites dedicated to Disney World vacations. Utilize these resources to read reviews and tips from guests who have been there before. Their insights can be incredibly valuable in planning your own trip.

## **45. Research Park Opening Times**

The opening times for each park can vary depending on the day of the week and special events. Make sure to research the park hours to plan your day accordingly and take advantage of early or late access.

## **46. Research PhotoPass+ Options**

If you're interested in the Disney PhotoPass service, consider purchasing PhotoPass+. This package includes unlimited digital downloads of all your photos taken by Disney photographers throughout your vacation.

#### **47. Consider Memory Maker**

If you want to document every magical moment without worrying about photo purchases, consider purchasing Memory Maker. This package includes unlimited digital downloads of all your Disney PhotoPass photos and even ride photos.

#### **48. Research Park Services**

Familiarize yourself with the various park services available, such as First Aid stations, baby care centers, locker rentals, and package pick-up. Knowing where these services are located will come in handy during your visit.

#### **49. Learn about Extra Tours and Experiences**

Disney World offers a range of extra tours and experiences that allow you to get behind the scenes and learn more about the parks. Research these options and consider adding one or two to enhance your vacation.

#### **50. Take Advantage of Rider Switch**

If one adult wants to ride a particular attraction while the other waits with a child, Rider Switch is a fantastic option. This service ensures both adults get to experience the ride without waiting in line twice.

#### **51. Explore Resort Hopping**

If time allows, take a day to explore different Disney resorts. Each resort has its unique theming and dining options, providing a welcome change of scenery during your vacation.

## **52. Plan for Inclement Weather**

Florida weather can be unpredictable, so it's essential to plan for inclement weather. Pack ponchos or rain jackets and research indoor attractions or shows to seek shelter during unexpected showers.

## **53. Research Disney Transportation from the Airport**

If you're flying into Orlando International Airport, Disney offers complimentary transportation via Disney's Magical Express. Research the process and reserve your spot in advance.

## **54. Consider Travel Insurance**

Travel insurance can provide peace of mind in case of unforeseen circumstances that may disrupt your vacation plans. Evaluate your needs and consider purchasing travel insurance to protect your investment.

## **55. Research Disney's Family Vacation Package Options**

Disney World offers a variety of vacation packages designed to make planning easier. Research these options and choose the package that best suits your family's preferences, needs, and budget.

## **56. Plan for Walt Disney World Transportation**

While Disney transportation is convenient, it may not always be the fastest option. If you prefer flexibility, consider renting a car or using rideshare services for certain journeys.

## **57. Pack Snacks and Water Bottles**

Save money on snacks by packing some of your favorites from home. Make sure to bring refillable water bottles to stay hydrated throughout the day.

## **58. Purchase Park Tickets in Advance**

To save time and potentially money, purchase your park tickets in advance. This way, you can skip the ticket lines and head straight into the magic.

## **59. Research Babysitting Services**

If you require babysitting services during your vacation, research available options well in advance. Disney World has a list of approved childcare providers that you can consider.

## **60. Plan for Free Time**

While having a structured itinerary is essential, make sure to plan for some free time to explore, wander, and enjoy the spontaneity of Disney World. Some of the most magical moments happen when you least expect them.

## **61. Research the Best Viewing Spots for Fireworks**

Walt Disney World is renowned for its spectacular firework shows. Research the best viewing spots in each park to secure an excellent vantage point for these breathtaking nighttime spectacles.

## **62. Check Theme Park Dress Codes**

Each theme park at Disney World has specific dress code guidelines. Familiarize yourself with these guidelines to ensure you and your family comply with park regulations.

## **63. Take Advantage of Package Delivery**

If you're staying at a Disney resort, take advantage of package delivery to your hotel. This service allows you to make purchases throughout the day without having to carry them around with you.

## **64. Create a Countdown Calendar**

Build excitement for your upcoming vacation by creating a countdown calendar. Involve the whole family and mark off each passing day until it's time to embark on your magical adventure.

## **65. Research Disney Springs**

Disney Springs is a vibrant shopping, dining, and entertainment district offering something for everyone. Research the different stores, restaurants, and shows to plan a visit to this must-see destination.

## **66. Have a Plan B for Attractions**

Despite careful planning, unforeseen circumstances may cause attractions to be temporarily closed. Have a plan B in place for such situations to make the most out of your day.

## **67. Research Water Park Options**

Disney World is home to two fantastic water parks: Typhoon Lagoon and Blizzard Beach. Research both parks and choose the one that suits your family's preferences for a fun-filled day in the water.

## **68. Plan for Extra Magic**

If you're staying at a Disney resort, make sure to take full advantage of the extra benefits, including extra park hours, early access to FastPass+ reservations, and transportation options.

## **69. Research Souvenir Options**

Disney World offers a wide range of souvenir options, from plush toys and clothing to collectible pins and artwork. Research the available merchandise and

set a budget for keepsakes.

## 70. Don't Miss Magical Dining Experiences



### Adventure is Out There! : 101 Tips to Plan Your Walt Disney World Vacation by Renee Tsang(Kindle Edition)

★★★★☆ 4.6 out of 5

Language : English  
File size : 1909 KB  
Text-to-Speech : Enabled  
Screen Reader : Supported  
Enhanced typesetting : Enabled  
Word Wise : Enabled  
Print length : 278 pages  
Lending : Enabled



"You're going to Disney World!"


The exhilaration and gleeful excitement during that fateful moment you decide that you will be visiting the "Most Magical Place on Earth" is unforgettable. Once the elation tapers off, thoughts suddenly shift to all the questions that enter your mind and instantly the idea turns into something a little (or maybe a LOT) overwhelming.

When are you going to go? Where should you eat? Which rides should you go on? What are all the must-dos? And how can you save money?

You don't have to figure it out alone. Navigate through the nitty-gritty details in this step-by-step guide that walks you through the experience to transform yourself into a Disney planning pro!

- Decipher Disney and discover the magic in learning the lingo
- Determine the best place to stay onsite to take advantage of all the benefits
- Pick the best park tickets for your package.
- Facilitate advance FastPass planning with favourites and recommendations for all ages.
- Discover unique dining experiences with suggestions on where to eat and decide if a dining plan is worthwhile.
- Develop park planning strategies to maximize your vacation time and minimize wait times.
- Familiarize yourself with the layout, transportation systems and enhancements so you know all the ins and out of this whole new world.

The adventure is out there and it begins when you pick up this book to start the journey. You will walk through the planning process to master the magic and plan something incredible for a most memorable vacation at Walt Disney World.



## **Wellington's Incredible Military and Political Journey: A Legacy That Resonates**

When it comes to military and political history, few figures have left a mark as profound and influential as Arthur Wellesley, Duke of Wellington. Born on May 1, 1769, in...




## 10 Mind-Blowing Events That Take Place In Space

Welcome to the fascinating world of outer space, where unimaginable events unfold and capture our wildest imagination. From breathtaking supernovas to...




## The Astonishing Beauty of Lanes Alexandra Kui: Exploring the Enigmatic World of an Extraordinary Artist

When it comes to capturing the essence of beauty and emotion through art, few artists can match the extraordinary talent of Lanes Alexandra Kui. With her unique style,...



## Unlock the Secrets of Riding with a Twist Of The Wrist


Are you a motorcycle enthusiast? Do you dream of being able to ride with skill, precision, and confidence? Look no further, as we are about to reveal the key...



## The Ultimate Guide to An Epic Adventure: Our Enchanting Journey to the Jubilee


Are you ready for a truly mesmerizing and unforgettable experience? Join us on a journey like no other as we take you through our thrilling trip to the Jubilee, an...






## The Last Great Revolution: A Transformation That Shaped the Future

Throughout history, numerous revolutions have rocked the world, altering the course of societies and leaving an indelible mark on humanity. From the American Revolution to the...



## The Cinder Eyed Cats: Uncovering the Mysteries of Eric Rohmann's Enchanting World

Have you ever come across a book that takes you on a magical journey, leaving you spellbound with its captivating illustrations and intriguing storyline? Well, look no...



## Discover the Ultimate Spiritual Solution to Human Degeneration and Renew the World from Evil!

In today's fast-paced, modern world, it seems that human degeneration and the presence of evil continue to spread, wreaking havoc on our mental, emotional, and...